

intraMic

Pure and balanced sound
in all situations



11/08/2020

S-Type / C-Type IC31 cells

PURCHASE GUIDE

FOR SAXOPHONES AND CLARINETS
FOR LIVE OR RECORDING - CLEAR OR FX SOUND
DISCREET AND EASY SET UP

 VIGAMUSICTOOLS®

Designed and handcrafted in France
patented system

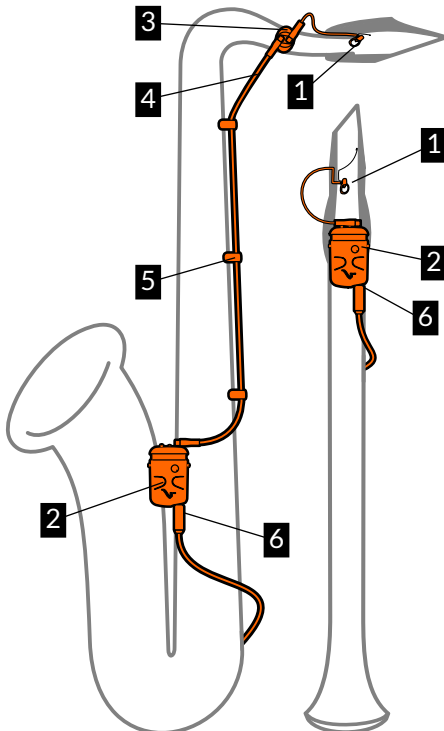
1. What is the intraMic system composed of?

The intraMic is a sound recording device that is totally different from other existing microphones. To understand your needs, take a few minutes to familiarize yourself with its various components and accessories.

It is composed of :

- a miniature internal cell inserted into the bore of the instrument, linked to the exterior by a flat cable
- a preAmp and a line level output to your other devices,
- an optional coupler
- various attachment and extension parts.

Here is a schematic representation of the intraMic system installed on a tenor sax and a clarinet :



- 1** cell : the actual sound captation device
- 2** preAmp : it allows the signal to be analogically converted and handles the line level output with volume knob. Needs a cell button battery (supplied)
- 3** MCX coupler : optional, allows you to set the preAmp wherever you want
- 4** MCX cable : optional, connects the coupler to the preAmp
- 5** cable clip : optional, it allows you to mount cables on your instrument
- 6** output line with 3.5mm connector: plugs IntraMic in your recorder/ amplifier etc.

Caution :

- The cork must be properly adjusted and lubricated (not too tight, not too loose), the friction between the mouthpiece and the cork must be moderate.
- A mouthpiece with a small chamfer or curve at the entrance of the bore is preferable to preserve the flat cable. Talk about it to your luthier.

2. Do I need a coupler ?

The choice is based on practical criteria - if you do not have the necessary space near the mouthpiece for example - or aesthetic - if you want to hide these elements in concert. Whatever the configuration, it does not affect the sound.

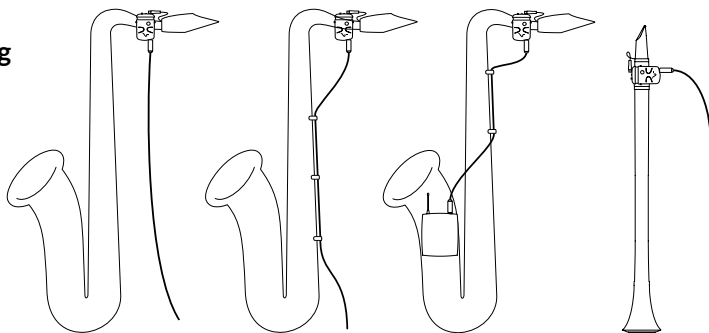
If you do not have a coupler, the preAmp must be installed close to the cell, on the neck of your saxophone or the barrel of your clarinet.

With a coupler, you can move the preAmp further from the mouthpiece on the instrument, in your pocket, etc. An MCX cable is then required to connect the coupler to the preAmp.

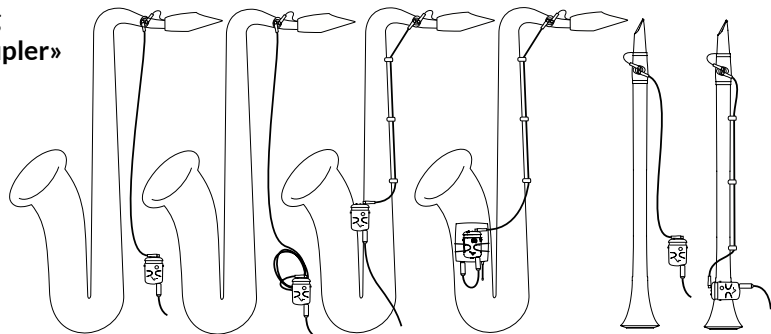
Warning: on some soprano and alto saxophones, mounting the preAmp on the neck is not possible due to lack of space. The coupler is then indispensable.

To help you define your needs, we offer some examples of possible mountings below (the list is not exhaustive!)

«simple»
mounting



mounting
«with coupler»

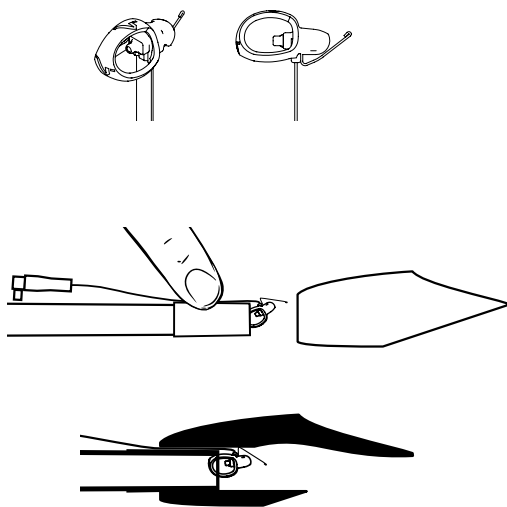


3. The S-Type and C-Type IC31 cells

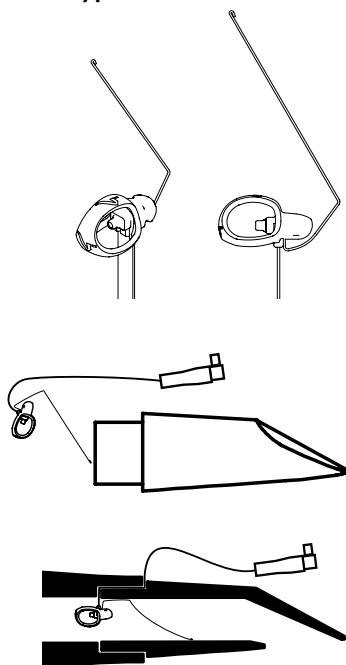
There are two Types of intraMic cells : **Type S** for saxophones, **Type C** for clarinets.

Note: Since August 2020, these 2 types of IC31 cells have replaced the older models.

S-Type cell for all saxophones



C-Type cell for all clarinets



Refer to the manual for all precautions for use.

4. What output cables are available ?

The output cable provided in our «Ready to Play» kits is a 3.5mm jack / 6.35mm (1/4") jack cable, 3m in length, which is suitable for most uses.

Many other options are available to connect your intraMic to different devices, wireless transmitters, etc. See the list on the next page for other available outputs and lengths.

5. Price list

Only prices from the last update of this document are valid. Download the latest version from www.vigamusictools.fr

Discover our «Ready to Play» kits (prices excluding local taxes)

S-Type Simple Kit

1 S-Type cell
1 preAmp
1 output cable (3m)

433€

C-Type Simple Kit

1 C-Type cell
1 preAmp
1 output cable (3m)

433€

S-Type Coupler Kit

1 S-Type cell
1 preAmp
1 coupler
1 MCX cable
1 output cable (3m)

500€

C-Type Coupler Kit

1 C-Type cell
1 preAmp
1 coupler
1 MCX cable
1 output cable (3m)

500€

All our kits are sold with the following accessories allowing you easy installation and optimal storage and maintenance:

3 clips, 2 batteries, assortment of elastics, cell case, storage case, adjustment and maintenance accessories

Separate items and accessories (prices excluding local taxes)

Cells	
S-Type Cell	142€
C-Type Cell	142€
Cell storage case	3,75€
Brushes (1 set of 2 brushes and 2 micro brushes)	3,3€
PreAmp	
PreAmp + setting screwdriver	220€
Screwdriver	1,25€
Cables	
<i>All our cables are made from quality components: Neutrik, REAN, Switchcraft, Molex connectors and Mogami cords</i>	
6m output cable to 1/4"	32€
3m output cable to 1/4"	22,5€
1m output cable to female 1/4" (for use with generic instrument cables)	18€
3m output cable to XLR (unbalanced)	25€
20cm Sennheiser emitter adapter	22,5€
20cm Shure emitter adapter	22€
20cm AKG emitter adapter	22€
MCX cable : 1m /67cm (TS) / 55cm (AS and SS)	31€
3m MCX cable	37€
Other types and lengths available on request	
Accessories	
Coupler	31€
Clip (unit)	3€
Elastic loops assortment	2€
Elastic hooks assortment	2€
Storage bag	10€

For any order or information, do not hesitate to contact us!
info@vigamusictools.fr

IntraMic, VigaMusicTools are trademarks of VIGA MUSIC TOOLS SAS. The other trademarks are the property of their respective owners. All rights reserved.

© VIGA MUSIC TOOLS SAS 2017-2020